





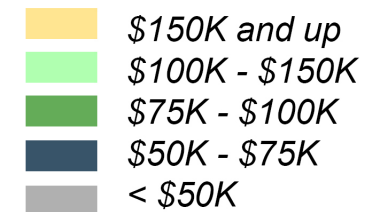


DEMOGRAPHICS

2018 ESTIMATES	1-MILE	3-MILE	5-MILE
 POPULATION	13,667	121,891	369,859
 DAYTIME POP	35,727	220,461	591,746
 HOUSEHOLDS	4,239	56,884	172,656
 AVERAGE HH INCOME	\$102,585	\$104,513	\$97,546
 MEDIAN HH INCOME	\$66,076	\$79,112	\$72,092
 PER CAPITA INCOME	\$37,296	\$50,844	\$47,263

Trade Area Systems, Updates of 2010 Census Data by Synergos

Average Household Income by Block Group



Popstats, 4Q 2016, Trade Area Systems

2018