

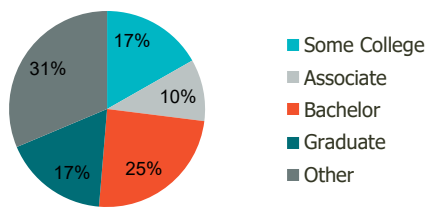
124710-Southgate SC Massapequa Park, NY	1.00 Mile Radius	3.00 Mile Radius	5.00 Mile Radius	10.00 Mile Radius
--	---------------------	---------------------	---------------------	----------------------

Demographics (2021)

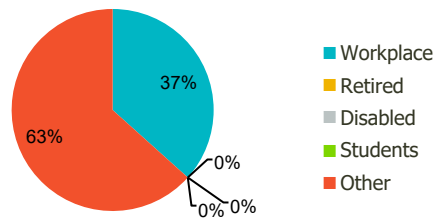
Current Population	18,115	119,962	305,221	972,814
Total Daytime Pop	14,711	95,647	251,029	1,033,026
Workplace Pop	4,283	35,052	96,804	456,574
Average Household Income	\$170,717	\$146,500	\$140,329	\$139,327
Median Household Income	\$136,511	\$121,405	\$117,843	\$113,393
Total Housing Units	6,013	40,914	102,906	315,510
Median Home Value	\$729,224	\$644,847	\$617,383	\$616,503
Bachelors Degree	27.5%	24.3%	22.7%	22.2%
Graduate Degree	23.1%	17.3%	16.0%	16.7%

Projections (2026)

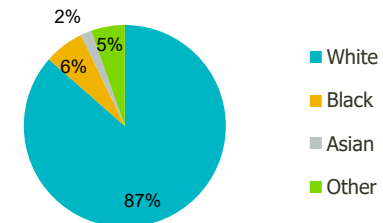
Projected Population	18,081	119,604	303,634	971,227
Projected 5 Year Pop Growth	0.0%	-0.1%	-0.1%	0.0%
Projected Households	5,998	40,782	102,370	314,988
Projected 5 Year Household Growth	0.0%	-0.1%	-0.1%	0.0%



Education (3-Mile)



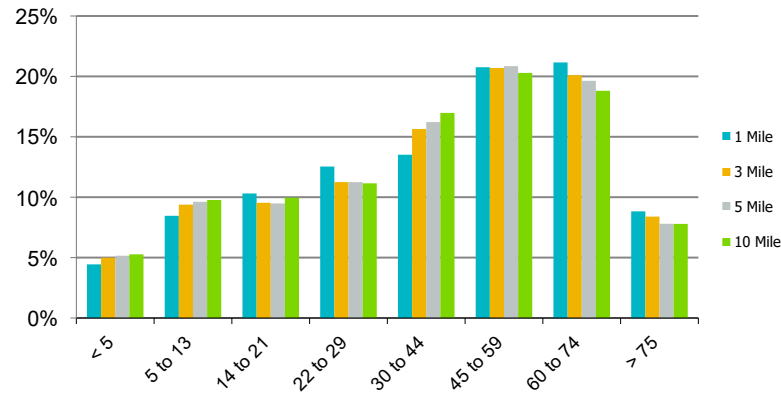
Daytime Population (3-Mile)



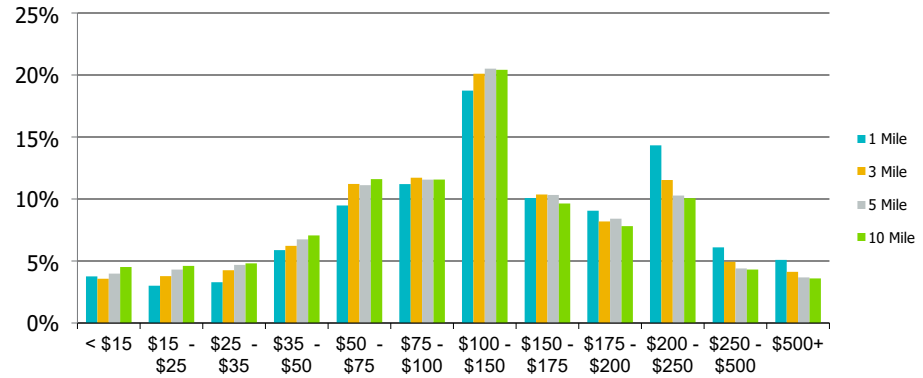
Ethnicity (3-Mile)

This report was produced using data from private and government sources deemed to be reliable and is herein provided without representation or warranty.

Population by Age Range



Household Income by Income Range (\$000)



	1.00 Mile Radius	3.00 Mile Radius	5.00 Mile Radius	10.00 Mile Radius
--	-------------------------	-------------------------	-------------------------	--------------------------

124710-Southgate SC Massapequa Park, NY					
	1.00 Mile Radius	3.00 Mile Radius	5.00 Mile Radius	10.00 Mile Radius	
Population	Current Estimated Population	18,115	119,962	305,221	972,814
	2010 Census Population	17,294	115,929	298,932	946,554
	2000 Census Population	17,853	117,927	302,593	942,103
	Historical Annual Growth 2000 to 2010	-0.32%	-0.17%	-0.12%	0.05%
	Estimated Annual Growth 2010 to 2020	0.40%	0.29%	0.18%	0.23%
	Projected Annual Growth 2020 to 2025	-0.04%	-0.06%	-0.10%	-0.03%
Households	Current Estimated Households	6,013	40,914	102,906	315,510
	2010 Census Households	5,738	39,569	100,720	306,709
	2000 Census Households	5,785	39,157	100,062	302,199
	Historical Annual Growth 2000 to 2010	-0.1%	0.1%	0.1%	0.1%
	Estimated Annual Growth 2010 to 2020	0.4%	0.3%	0.2%	0.2%
	Projected Annual Growth 2020 to 2025	0.0%	-0.1%	-0.1%	0.0%
	Population per Household	3.0	2.9	3.0	3.0
Ethnicity	White	97.2%	86.5%	84.4%	70.7%
	Black or African American	0.3%	6.4%	6.4%	13.5%
	Asian & Pacific Islander	1.3%	1.7%	2.9%	5.6%
	Other Races	1.2%	5.4%	6.4%	10.1%
	Hispanic or Latino Population	4.9%	10.6%	12.7%	17.6%
	Non Hispanic or Latino Population	95.1%	89.4%	87.3%	82.4%

This report was produced using data from private and government sources deemed to be reliable and is herein provided without representation or warranty.