

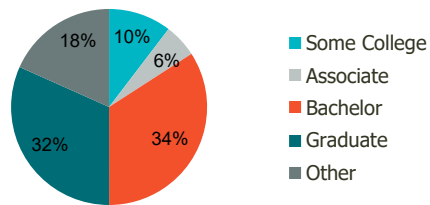
124680-The Marketplace Woodbury, NY	1.00 Mile Radius	3.00 Mile Radius	5.00 Mile Radius	10.00 Mile Radius
--	---------------------	---------------------	---------------------	----------------------

Demographics (2021)

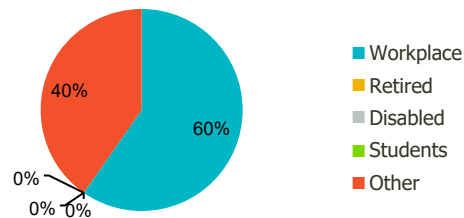
Current Population	7,504	65,611	204,234	922,343
Total Daytime Pop	19,672	104,322	317,652	1,107,071
Workplace Pop	15,535	62,303	198,766	521,942
Average Household Income	\$256,657	\$213,971	\$177,847	\$156,687
Median Household Income	\$172,375	\$159,024	\$131,071	\$119,999
Total Housing Units	2,565	22,157	69,652	306,005
Median Home Value	\$928,215	\$864,119	\$754,719	\$667,772
Bachelors Degree	33.1%	34.1%	29.6%	24.8%
Graduate Degree	32.5%	31.7%	25.3%	20.3%

Projections (2026)

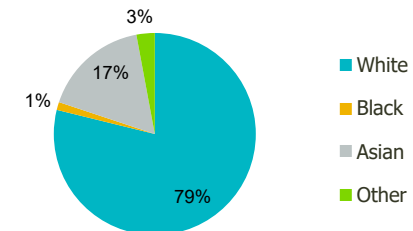
Projected Population	7,435	65,440	204,277	921,976
Projected 5 Year Pop Growth	-0.2%	-0.1%	0.0%	0.0%
Projected Households	2,537	22,099	69,658	305,949
Projected 5 Year Household Growth	-0.2%	-0.1%	0.0%	0.0%



Education (3-Mile)



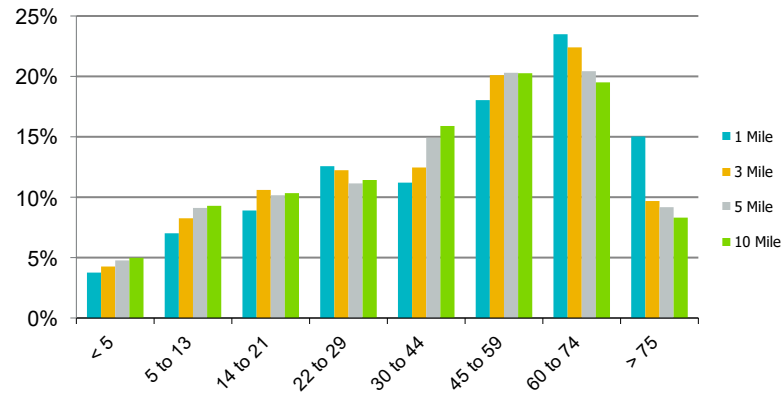
Daytime Population (3-Mile)



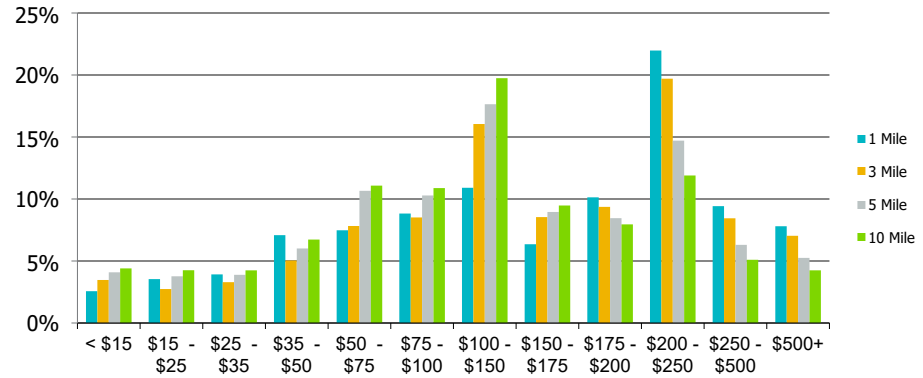
Ethnicity (3-Mile)

This report was produced using data from private and government sources deemed to be reliable and is herein provided without representation or warranty.

Population by Age Range



Household Income by Income Range (\$000)



	1.00 Mile Radius	3.00 Mile Radius	5.00 Mile Radius	10.00 Mile Radius
--	------------------	------------------	------------------	-------------------

124680-The Marketplace Woodbury, NY					
	1.00 Mile Radius	3.00 Mile Radius	5.00 Mile Radius	10.00 Mile Radius	
Population	Current Estimated Population	7,504	65,611	204,234	922,343
	2010 Census Population	7,403	63,554	198,600	897,742
	2000 Census Population	7,405	62,237	189,815	884,456
	Historical Annual Growth 2000 to 2010	0.00%	0.21%	0.45%	0.15%
	Estimated Annual Growth 2010 to 2020	0.12%	0.27%	0.24%	0.23%
	Projected Annual Growth 2020 to 2025	-0.18%	-0.05%	0.00%	-0.01%
Households	Current Estimated Households	2,565	22,157	69,652	306,005
	2010 Census Households	2,532	21,426	67,633	297,182
	2000 Census Households	2,361	20,711	64,850	290,924
	Historical Annual Growth 2000 to 2010	0.7%	0.3%	0.4%	0.2%
	Estimated Annual Growth 2010 to 2020	0.1%	0.3%	0.3%	0.2%
	Projected Annual Growth 2020 to 2025	-0.2%	-0.1%	0.0%	0.0%
	Population per Household	2.6	2.9	2.9	3.0
Ethnicity	White	82.8%	78.8%	77.4%	76.4%
	Black or African American	2.0%	1.3%	2.8%	7.9%
	Asian & Pacific Islander	13.7%	17.0%	12.9%	7.9%
	Other Races	1.5%	2.9%	6.9%	7.8%
	Hispanic or Latino Population	2.8%	4.6%	11.6%	13.9%
	Non Hispanic or Latino Population	97.2%	95.4%	88.4%	86.1%

This report was produced using data from private and government sources deemed to be reliable and is herein provided without representation or warranty.