





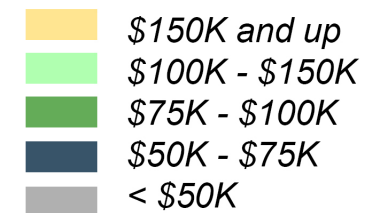


DEMOGRAPHICS

2018 ESTIMATES	1-MILE	3-MILE	5-MILE
 POPULATION	9,777	119,249	312,662
 DAYTIME POP	25,014	228,408	477,774
 HOUSEHOLDS	4,333	52,872	129,544
 AVERAGE HH INCOME	\$80,047	\$69,475	\$66,497
 MEDIAN HH INCOME	\$54,584	\$46,507	\$45,172
 PER CAPITA INCOME	\$36,714	\$31,758	\$28,079

Trade Area Systems, Updates of 2010 Census Data by Synergos

Average Household Income
by Block Group



Popstats, 4Q 2016, Trade Area Systems

2018