





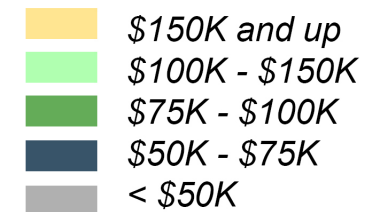


DEMOGRAPHICS

2018 ESTIMATES	1-MILE	3-MILE	5-MILE
 POPULATION	36,540	290,697	686,080
 DAYTIME POP	45,195	339,117	815,382
 HOUSEHOLDS	10,116	80,406	197,870
 AVERAGE HH INCOME	\$70,766	\$76,684	\$82,204
 MEDIAN HH INCOME	\$57,639	\$61,009	\$64,418
 PER CAPITA INCOME	\$19,811	\$21,457	\$24,016

Trade Area Systems, Updates of 2010 Census Data by Synergos

Average Household Income by Block Group



Popstats, 4Q 2016, Trade Area Systems

2018