





**DEMOGRAPHICS**

2018 ESTIMATES	1-MILE	3-MILE	5-MILE
 POPULATION	32,081	230,195	581,269
 DAYTIME POP	21,924	248,012	499,905
 HOUSEHOLDS	11,100	73,096	202,430
 AVERAGE HH INCOME	\$101,509	\$113,877	\$132,288
 MEDIAN HH INCOME	\$80,090	\$88,795	\$99,333
 PER CAPITA INCOME	\$35,275	\$36,410	\$46,468

Trade Area Systems, Updates of 2010 Census Data by Synergos

Average Household Income
by Block Group

Popstats, 4Q 2018, Trade Area Systems

2018