










**DEMOGRAPHICS**

| 2020 ESTIMATES | 1-MILE | 3-MILE | 5-MILE |
|---|-----------|-----------|-----------|
|  POPULATION | 31,550 | 227,269 | 573,679 |
|  DAYTIME POP | 22,964 | 250,670 | 506,114 |
|  HOUSEHOLDS | 10,901 | 72,090 | 199,590 |
|  AVERAGE HH INCOME | \$117,073 | \$130,568 | \$152,637 |
|  MEDIAN HH INCOME | \$90,330 | \$99,124 | \$114,565 |
|  PER CAPITA INCOME | \$40,607 | \$41,669 | \$53,505 |

Trade Area Systems, Updates of 2010 Census Data by Synergos

Avg. HH Income

By Block Group

| | |
|---|-----------------|
|  | \$150K and up |
|  | \$100K - \$150K |
|  | \$75K - \$100K |
|  | \$50K - \$75K |
|  | 0 - \$50K |

Popstats, 4Q 2020, Trade Area Systems