










**DEMOGRAPHICS**

2020 ESTIMATES	1-MILE	3-MILE	5-MILE
 POPULATION	31,550	227,269	573,679
 DAYTIME POP	22,964	250,670	506,114
 HOUSEHOLDS	10,901	72,090	199,590
 AVERAGE HH INCOME	\$117,073	\$130,568	\$152,637
 MEDIAN HH INCOME	\$90,330	\$99,124	\$114,565
 PER CAPITA INCOME	\$40,607	\$41,669	\$53,505

Trade Area Systems, Updates of 2010 Census Data by Synergos

Avg. HH Income

By Block Group

	\$150K and up
	\$100K - \$150K
	\$75K - \$100K
	\$50K - \$75K
	0 - \$50K

Popstats, 4Q 2020, Trade Area Systems