





**GLA: 683,545 SF****ACRES: 26****PARKING SPACES: 2,145****MSA: San Francisco-Oakland-Hayward (CA)****WEB LINK: kimcorealty.com/0186****DEMOGRAPHICS**

	 POPULATION	 DAYTIME POPULATION	 HOUSEHOLDS	 AVG. HH INCOME	 MED. HH INCOME	 PER CAPITA INCOME
2017 ESTIMATES						
1 MILE	31,816	21,344	10,929	\$93,475	\$74,549	\$32,261
3 MILE	229,228	249,518	72,787	\$106,112	\$82,147	\$33,945
5 MILE	579,882	506,345	201,932	\$123,206	\$91,801	\$43,299
10 MILE	1,177,370	1,570,640	483,248	\$128,865	\$91,892	\$53,812

LEASING REPRESENTATIVE
RANFIE ANCELOVICI
 (650) 301-3022 | rancelovici@kimcorealty.com