

CHRISTOWN SPECTRUM

WEST BETHANY HOME RD. & 19TH AVE., PHOENIX, AZ



GLA: 844,955 SF

ACRES: 74







PARKING SPACES: 4,359

PARKING RATIO: 5.2 per 1,000 SF

MSA: Phoenix-Mesa-Scottsdale (AZ)

WEB LINK: kimcorealty.com/1755

DEMOGRAPHICS

						
2017 ESTIMATES	POPULATION	DAYTIME POPULATION	HOUSEHOLDS	AVG. HH INCOME	MED. HH INCOME	PER CAPITA INCOME
1 MILE	21,817	20,900	8,763	\$57,546	\$40,593	\$23,233
3 MILE	190,817	276,621	74,138	\$60,389	\$40,993	\$23,712
5 MILE	451,831	713,324	170,689	\$59,477	\$40,472	\$22,713
10 MILE	1,425,280	1,936,010	505,737	\$64,377	\$44,254	\$23,099

LEASING REPRESENTATIVE

JOHN GOODWIN

(480) 874-7524 | jgoodwin@kimcorealty.com