

1688

# WILTON RIVER PARK S.C.

OLD RIDGEFIELD RD. & GODFREY PL., WILTON, CT

MANAGED BY AN AFFILIATE OF

**KIMCO**  
REALTY



GLA: 96,071 SF

ACRES: 8







PARKING SPACES: 894

PARKING RATIO: 9.3 per 1,000 SF

MSA: Bridgeport-Stamford-Norwalk (CT)

WEB LINK: [kimcorealty.com/1688](http://kimcorealty.com/1688)

## DEMOGRAPHICS

	 POPULATION	 DAYTIME POPULATION	 HOUSEHOLDS	 AVG. HH INCOME	 MED. HH INCOME	 PER CAPITA INCOME
2017 ESTIMATES						
1 MILE	2,772	9,129	1,122	\$203,320	\$135,505	\$83,818
3 MILE	22,117	33,881	7,907	\$249,026	\$164,204	\$89,647
5 MILE	82,884	87,889	30,481	\$210,604	\$133,198	\$77,868
10 MILE	322,386	362,697	116,855	\$195,498	\$122,697	\$71,527

## LEASING REPRESENTATIVE

**AMY DANIELS**

(516) 869-7195 | [adaniels@kimcorealty.com](mailto:adaniels@kimcorealty.com)