

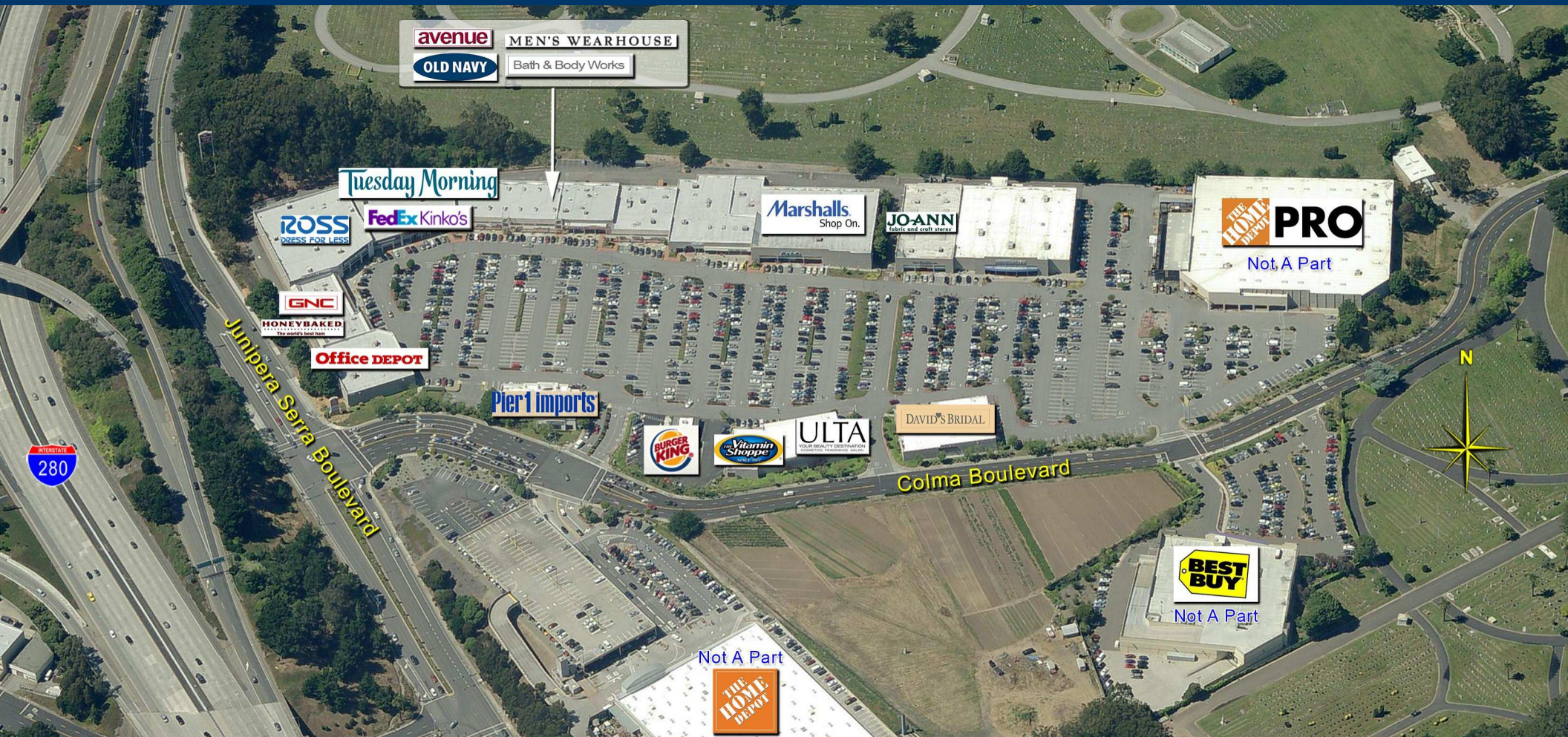
1026D

280 METRO CENTER

COLMA BLVD. & JUNIPERO SERRA BLVD., COLMA, CA

MANAGED BY AN AFFILIATE OF

KIMCO
REALTY



GLA: 227,941 SF

ACRES: 24







PARKING SPACES: 1,442

PARKING RATIO: 6.3 per 1,000 SF

MSA: San Francisco-Oakland-Hayward (CA)

WEB LINK: kimcorealty.com/1026D

DEMOGRAPHICS

	 POPULATION	 DAYTIME POPULATION	 HOUSEHOLDS	 AVG. HH INCOME	 MED. HH INCOME	 PER CAPITA INCOME
2017 ESTIMATES						
1 MILE	28,134	27,251	9,047	\$91,336	\$75,831	\$29,831
3 MILE	219,380	149,360	69,972	\$99,824	\$82,902	\$32,038
5 MILE	477,786	501,844	155,916	\$110,791	\$85,909	\$36,436
10 MILE	1,204,800	1,606,650	494,863	\$129,938	\$92,257	\$54,273

LEASING REPRESENTATIVE

RANFIE ANCELOVICI

(650) 301-3022 | rancelovici@kimcorealty.com