









GLA: 85,008 SF

ACRES: 7

PARKING SPACES: 347

MSA: Baltimore-Columbia-Towson (MD)

WEB LINK: kimcorealty.com/0216DEMOGRAPHICS

	 POPULATION	 DAYTIME POPULATION	 HOUSEHOLDS	 AVG. HH INCOME	 MED. HH INCOME	 PER CAPITA INCOME
2017 ESTIMATES						
1 MILE	15,295	31,797	6,736	\$108,215	\$90,667	\$47,755
3 MILE	77,140	97,019	30,961	\$125,176	\$103,582	\$50,494
5 MILE	167,299	213,832	63,586	\$134,606	\$113,405	\$51,309
10 MILE	518,463	633,559	190,282	\$120,976	\$98,798	\$44,748

LEASING REPRESENTATIVE

SCOTTY SELLMAN

(410) 427-4416 | ssellman@kimcorealty.com