

0212B

KINGS CONTRIVANCE

GUILFORD RD. & EDEN BROOK DR., COLUMBIA, MD







MANAGED BY AN AFFILIATE OF

KIMCO
 REALTY



GLA: 119,117 SF **ACRES:** 12 **PARKING SPACES:** 522 **MSA:** Baltimore-Columbia-Towson (MD) **WEB LINK:** kimcorealty.com/0212B

DEMOGRAPHICS

	 POPULATION	 DAYTIME POPULATION	 HOUSEHOLDS	 AVG. HH INCOME	 MED. HH INCOME	 PER CAPITA INCOME
2017 ESTIMATES						
1 MILE	7,953	12,961	3,281	\$119,275	\$96,063	\$49,271
3 MILE	65,290	97,779	24,260	\$132,278	\$114,965	\$49,435
5 MILE	192,190	259,629	72,976	\$121,057	\$100,804	\$46,168
10 MILE	570,297	677,122	207,125	\$120,583	\$99,126	\$44,143

LEASING REPRESENTATIVE

SCOTTY SELLMAN

(410) 427-4416 | ssellman@kimcorealty.com