







DEMOGRAPHICS

| 2017 ESTIMATES | 1-MILE | 3-MILE | 5-MILE |
|---|----------|----------|----------|
|  POPULATION | 9,367 | 119,362 | 314,319 |
|  DAYTIME POP | 23,894 | 232,146 | 471,612 |
|  HOUSEHOLDS | 4,132 | 53,079 | 130,318 |
|  AVERAGE HH INCOME | \$68,377 | \$64,669 | \$62,746 |
|  MEDIAN HH INCOME | \$51,167 | \$44,649 | \$43,242 |
|  PER CAPITA INCOME | \$31,454 | \$29,735 | \$26,542 |

Trade Area Systems, Updates of 2010 Census Data by Synergis

Average Household Income
by Block Group



Popstats, 4Q 2016, Trade Area Systems

2017