







## DEMOGRAPHICS

2017 ESTIMATES	1-MILE	3-MILE	5-MILE
 POPULATION	39,140	195,192	310,309
 DAYTIME POP	46,696	188,440	321,894
 HOUSEHOLDS	13,717	66,068	101,651
 AVERAGE HH INCOME	\$109,886	\$121,805	\$126,371
 MEDIAN HH INCOME	\$93,471	\$103,008	\$106,204
 PER CAPITA INCOME	\$39,076	\$41,480	\$41,620

Trade Area Systems, Updates of 2010 Census Data by Synergos

### Average Household Income by Block Group



Popstats, 4Q 2016, Trade Area Systems

2017